

STEP BY STEP on HOW TO APPLY

Go to www.tntech.edu and the top on the row, you will see Admissions, click **Admissions**




Then you will a full list of options, click on **apply**



It will take you to these 3 options:

Apply to Tennessee Tech



*Parents: if you are filling out an application for your student, be sure to enter the student's information (including their email address).

CLICK International Students

It will take you to the 3 options for international admissions

Freshmen Students for new students with no college work

Transfer Students for students with some college work

Visiting/ Exchange Students for students attending TTU who are from universities, TTU has a partnership.

The screenshot shows the Tennessee Tech International Students application page. The header includes the Tennessee Tech logo and navigation links for About, Academics, and Admissions. A sidebar on the left lists various application options: International Undergraduates, How to Apply, International Application, Admission Requirements, Center for ESL, Deferred Action for Childhood Arrivals (DACA) Students, Placement Tests & Required Courses, and a list of countries (China, Brazil, Japan, Korea, Vietnam, Thai) with a Contact Us link at the bottom. The main content area is titled 'Apply to Tennessee Tech' and provides instructions for international students. It defines international students as 'non-immigrant' visitors and lists criteria for eligibility. Below this, three columns represent different student types: Freshmen Students (Never attended university classes), Transfer Students (Attended university classes in the past), and Visiting/Exchange Students (A non-degree student for a semester). Each column includes a representative image.

Apply to Tennessee Tech

Choose an option below to apply to Tennessee Tech as an international student.*

International students are defined as "non-immigrant" visitors who come to the United States temporarily to take classes. A non-immigrant is someone who:




- Intends to stay in the US temporarily
- does not have US citizenship or legal permanent resident status (a valid 'green card')
- currently is in the US on a non-immigrant visa status (without a valid green card)
- applies for a visa to be allowed entry into the US
- Students under the Deferred Action for Childhood Arrivals (DACA) program with an Employment Authorization Document (EAD) are considered International students at Tennessee Tech.
- Other visa types are also considered International students, like H-4, E-2, L-2, O-2, R-2, and holders of A, and V visas.

Freshmen Students	Transfer Students	Visiting/Exchange Students
Never attended university classes	Attended university classes in the past	A non-degree student for a semester

**If you are a Freshmen or Transfer or Exchange/Visiting student,
you select your type**

Authorization Document (I-20) are considered international students at Tennessee Tech.

- Other visa types are also considered international students, like H-4, E2, L2, O2, R2, and holders of A, and V visas.

		
Freshmen Students	Transfer Students	Visiting/Exchange Students
Never attended university classes	Attended university classes in the past	A non-degree student for a semester
Select Your Term	Select Your Term	Select Your Term

*If you are coming from a language school and have never attended college- or university-level courses, you will likely be considered a freshman.

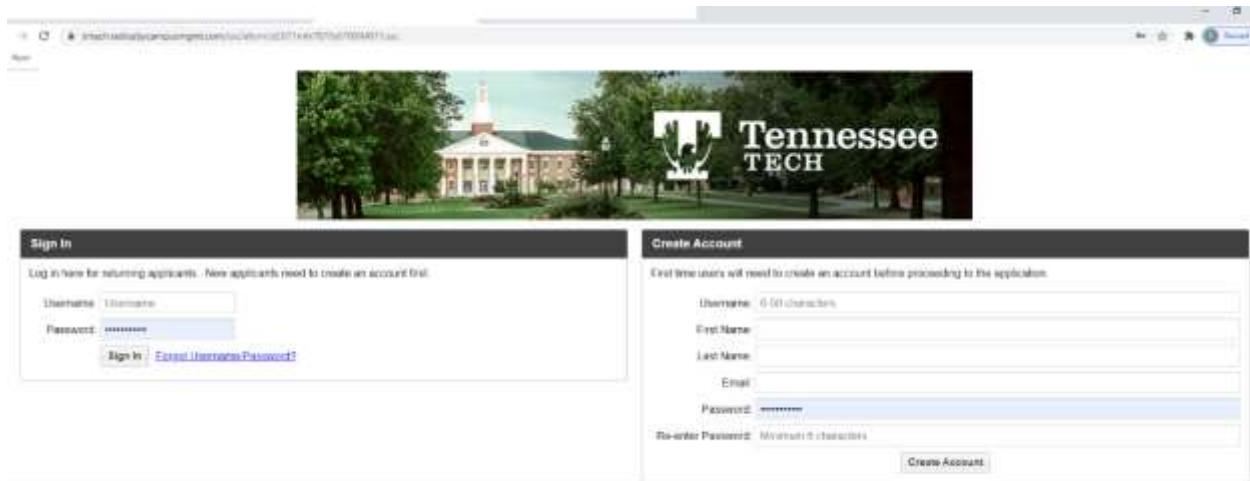
THEN YOU SELECT THE SEMESTER YOU PLAN TO ATTEND

	
Visiting/Exchange Students	
A non-degree student for a semester	
Select Your Term	Select Your Term
Summer 2021 - June to August Fall 2021 - August to December Spring 2022 - January to May	Summer 2021 - June to August Fall 2021 - August to December Spring 2022 - January to May

Remember in the Summer semester we do not offer many classes, and almost no Freshmen level courses.

Then you move on the creating a USER NAME & Password.

Make sure it is something you can remember.

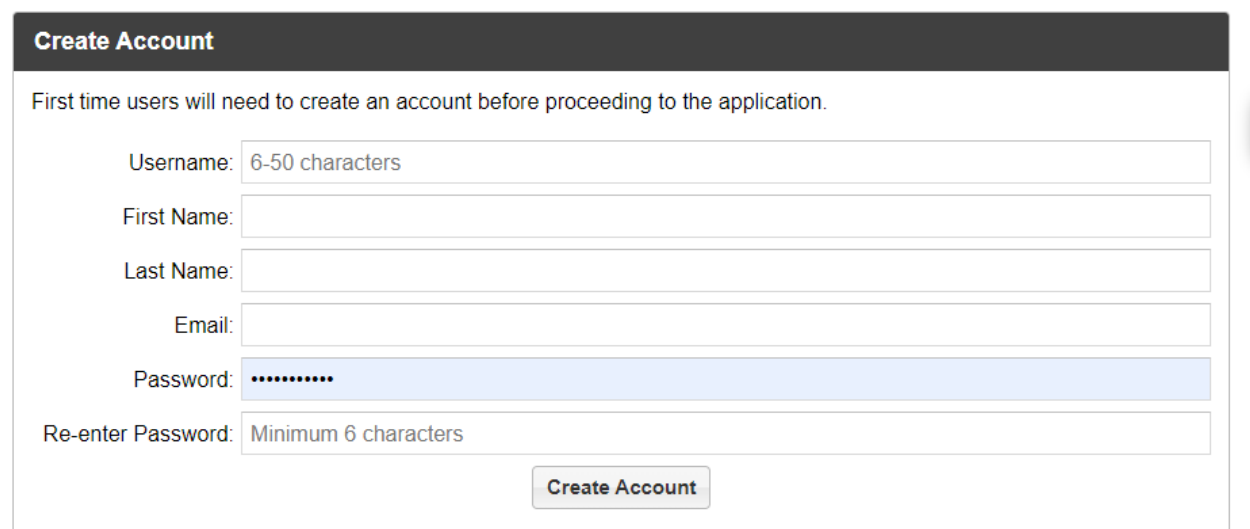


The screenshot shows a web browser window with the URL <https://admission.tnstate.edu/apply/first-time-users/first-time-users.html>. The page features a banner image of a Tennessee Tech building. Below the banner are two main sections: "Sign In" and "Create Account".

Sign In
Log in here for returning applicants. New applicants need to create an account first.
Username:
Password:
[Sign In](#) [Forgot Username/Password?](#)

Create Account
First time users will need to create an account before proceeding to the application.
Username: (6-50 characters)
First Name:
Last Name:
Email:
Password:
Re-enter Password: (Minimum 6 characters)
[Create Account](#)

Many students forget the username and password and then can't access their account.



This is a close-up view of the "Create Account" form. It includes the following fields and instructions:

- Username:** 6-50 characters
- First Name:**
- Last Name:**
- Email:**
- Password:** (displayed as dots)
- Re-enter Password:** Minimum 6 characters

[Create Account](#)

AFTER YOU CREATE AN ACCOUNT, AN EMAIL IS SENT TO YOU. AGAIN, Make sure it is something you can remember.

Create Account

First time users will need to create an account before proceeding to the application.

Thank you for creating an account. An email has been sent to the address you provided. Please use the link provided to verify your email address.

Username:

6-50 characters

First Name:

Last Name:

Email:

Password:

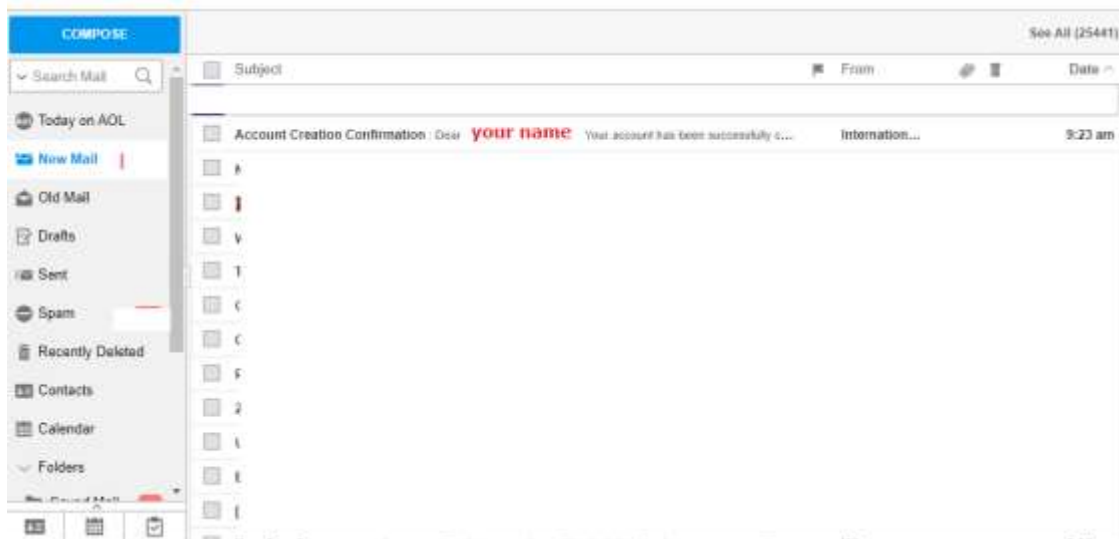
Minimum 6 characters

Re-enter Password:

Minimum 6 characters

Create Account

Next you will get an email on the account you used in your registration (THIS IS AN EXAMPLE)



OPEN THE EMAIL and the message will say the following:

To: you [Details](#) ▾



Dear **USER NAME**

Your account has been successfully created. Please click the link below to verify your e-mail. This link will expire in 24 hours.

Please [verify your email](#).

Thank you.

CLICK on the VERIFY your email

You will need to sign into your account (DID YOU REMEMBER YOUR USER NAME??) and your password?



Sign In

Log in here for returning applicants. New applicants need to create an account first.

Thank you for verifying your email address. Please sign-in

Username:

Password:


[Sign In](#)

[Forgot Username/Password?](#)

CLICK ON VERIFY YOUR ACCOUNT

This is very important you remember your Username and passcode

Once you enter the username and password, you will see this screen



Save Save and Logout Quit (Will Not Save) Next

Welcome Page

Biographical Information

Contact Information

Emergency Contact

Program Information

College Information

Admission Agreement

Welcome to the Tennessee Tech's Undergraduate International Exchange/Visiting application. * = Required Field

You will need to complete all sections of the application.


The Exchange/Visiting application is for those students currently studying at another school who wish to temporarily take classes at TTU and return to their home institution to complete their degree.

If you have any questions about the application please e-mail intl_adm@tntech.edu.

Thanks,
International Education

Save Save and Logout Quit (Will Not Save) Next

Be sure to fill the address out complete, **Postal Code is NOT required.**



Previous Save Save and Logout Quit (Will Not Save) Next

Welcome Page

Biographical Information

Contact Information

Emergency Contact

Program Information

College Information

Admission Agreement

Contact Information

* Email

house4azia@aol.com

Other email

* Street Address

* City

Permanent address in your HOME country

Postal Code

* Country

* Phone

Save Save and Logout Quit (Will Not Save) Next

If your school cannot be found, don't worry, you can put the info in the school information below

Welcome Page

Biographical Information

Contact Information

Emergency Contact

Program Information

College Information

Admission Agreement

* = Required Field

Education History

[Remove Entry](#)

Please type out the name of your school. If you cannot find your school please select "School not found" and check the "School not found box".

* School Name

Type to search

Type slowly and school names will appear

School not found

☐

If school is not found please check this box.

School Information (if not found above)

Please enter school name, address, city, & country

Website

[Add Another Response](#)

Previous

Save

Save and Logout

Quit (Will Not Save)

Next

After you fill everything out, you can submit your application. You will get the following message

Welcome Page

Biographical Information

Contact Information

Emergency Contact

Program Information

College Information

Admission Agreement

* = Required Field

Contact Information

* Email

Other email

* Street

Permanent

Postal C

* Phone

Notice

Your Application Form has been submitted successfully

Ok

Previous

Save

Save and Logout

Quit (Will Not Save)

Next